

# SAFETY DATA SHEET

## Interstores Alkyd Primer White

### Section 1. Identification

Interstores Alkyd Primer White  
ISA710

: GHS product identifier  
: Product code

Identified uses	
Professional application of coatings and inks	
Uses advised against	Reason
All Other Uses	

AkzoNobel Saudi Arabia Ltd.  
PO Box 37  
Dammam 31411  
Saudi Arabia

: Supplier's details

Tel: +966 3 812 1044 Fax: +966 3 812 1169

+966 3 812 1044

: Emergency telephone number (with hours of operation)

+966 55 388 0087

: National advisory body/ Poison Centre (For use only by licensed medical professionals.)

sdsfellinguk@akzonobel.com

: e-mail address of person responsible for this SDS

### Section 2. Hazards identification

FLAMMABLE LIQUIDS - Category 3  
SKIN SENSITIZATION - Category 1  
CARCINOGENICITY - Category 2  
SPECIFIC TARGET ORGAN TOXICITY (REPEATED EXPOSURE) (central nervous system (CNS)) - Category 1  
LONG-TERM AQUATIC HAZARD - Category 3

: Classification of the substance or mixture

#### GHS label elements



: Hazard pictograms

Danger

: Signal word

Flammable liquid and vapour.

: Hazard statements

May cause an allergic skin reaction.

Suspected of causing cancer.

Causes damage to organs through prolonged or repeated exposure. (central nervous system (CNS))

Harmful to aquatic life with long lasting effects.

#### Precautionary statements

## Section 2. Hazards identification

Obtain special instructions before use. Do not handle until all safety precautions have been read and understood. Wear protective gloves. Wear eye or face protection. Wear protective clothing. Keep away from heat, hot surfaces, sparks, open flames and other ignition sources. No smoking. Use explosion-proof electrical, ventilating, lighting and all material-handling equipment. Use only non-sparking tools. Take precautionary measures against static discharge. Keep container tightly closed. Avoid release to the environment. Avoid breathing vapour. Do not eat, drink or smoke when using this product. Wash hands thoroughly after handling. Contaminated work clothing should not be allowed out of the workplace. Do not breathe gas, vapour or spray.

: **Prevention**

Get medical attention if you feel unwell. IF exposed or concerned: Get medical attention. IF ON SKIN (or hair): Take off immediately all contaminated clothing. Rinse skin with water or shower. IF ON SKIN: Wash with plenty of soap and water. Take off contaminated clothing and wash it before reuse. If skin irritation or rash occurs: Get medical attention.

: **Response**

Store locked up. Store in a well-ventilated place. Keep cool.

: **Storage**

Dispose of contents and container in accordance with all local, regional, national and international regulations.

: **Disposal**

Wear appropriate respirator when ventilation is inadequate.

: **Supplemental label elements**

None known.

: **Other hazards which do not result in classification**

## Section 3. Composition/information on ingredients

Mixture

: **Substance/mixture**

Classification	CAS number	% by weight	Ingredient name
Flam. Liq. 3, H226 STOT SE 3, H336 STOT RE 1, H372 (central nervous system (CNS)) (inhalation) Asp. Tox. 1, H304 Aquatic Chronic 2, H411	1174921-79-9	≤14	Hydrocarbons, C9-C12
STOT RE 1, H372 (central nervous system (CNS)) Asp. Tox. 1, H304	64742-82-1	≤10	Naphtha (petroleum), hydrodesulfurized heavy
Flam. Liq. 3, H226 STOT SE 3, H335 STOT SE 3, H336 Asp. Tox. 1, H304 Aquatic Chronic 2, H411	64742-95-6	≤5	Solvent naphtha (petroleum), light arom.
Flam. Liq. 4, H227 Acute Tox. 4, H312 Eye Dam. 1, H318 Skin Sens. 1, H317 Carc. 2, H351	96-29-7	≤0.3	2-butanone oxime

**There are no ingredients present which, within the current knowledge of the supplier and in the concentrations applicable, are classified as hazardous to health or the environment and hence require reporting in this section.**

**Occupational exposure limits, if available, are listed in Section 8.**

## Section 4. First aid measures

### Description of necessary first aid measures

- Immediately flush eyes with plenty of water, occasionally lifting the upper and lower eyelids. Check for and remove any contact lenses. Continue to rinse for at least 10 minutes. Get medical attention. : **Eye contact**
- Remove victim to fresh air and keep at rest in a position comfortable for breathing. If not breathing, if breathing is irregular or if respiratory arrest occurs, provide artificial respiration or oxygen by trained personnel. It may be dangerous to the person providing aid to give mouth-to-mouth resuscitation. Get medical attention. If unconscious, place in recovery position and get medical attention immediately. Maintain an open airway. Loosen tight clothing such as a collar, tie, belt or waistband. : **Inhalation**
- Wash with plenty of soap and water. Remove contaminated clothing and shoes. Wash contaminated clothing thoroughly with water before removing it, or wear gloves. Continue to rinse for at least 10 minutes. Get medical attention. In the event of any complaints or symptoms, avoid further exposure. Wash clothing before reuse. Clean shoes thoroughly before reuse. : **Skin contact**
- Wash out mouth with water. Remove dentures if any. Remove victim to fresh air and keep at rest in a position comfortable for breathing. If material has been swallowed and the exposed person is conscious, give small quantities of water to drink. Stop if the exposed person feels sick as vomiting may be dangerous. Do not induce vomiting unless directed to do so by medical personnel. If vomiting occurs, the head should be kept low so that vomit does not enter the lungs. Get medical attention. Never give anything by mouth to an unconscious person. If unconscious, place in recovery position and get medical attention immediately. Maintain an open airway. Loosen tight clothing such as a collar, tie, belt or waistband. : **Ingestion**

### Most important symptoms/effects, acute and delayed

#### Potential acute health effects

- No known significant effects or critical hazards. : **Eye contact**
- No known significant effects or critical hazards. : **Inhalation**
- May cause an allergic skin reaction. : **Skin contact**
- No known significant effects or critical hazards. : **Ingestion**

#### Over-exposure signs/symptoms

- No specific data. : **Eye contact**
- Adverse symptoms may include the following: : **Inhalation**  
 headache  
 drowsiness/fatigue  
 dizziness/vertigo  
 muscle weakness  
 unconsciousness
- Adverse symptoms may include the following: : **Skin contact**  
 irritation  
 redness
- No specific data. : **Ingestion**

### Indication of immediate medical attention and special treatment needed, if necessary

- Treat symptomatically. Contact poison treatment specialist immediately if large quantities have been ingested or inhaled. : **Notes to physician**
- No specific treatment. : **Specific treatments**
- No action shall be taken involving any personal risk or without suitable training. It may be dangerous to the person providing aid to give mouth-to-mouth resuscitation. Wash contaminated clothing thoroughly with water before removing it, or wear gloves. : **Protection of first-aiders**

See toxicological information (Section 11)

## Section 5. Firefighting measures

### Extinguishing media

Use dry chemical, CO<sub>2</sub>, water spray (fog) or foam.

: Suitable extinguishing media

Do not use water jet.

: Unsuitable extinguishing media

Flammable liquid and vapour. In a fire or if heated, a pressure increase will occur and the container may burst, with the risk of a subsequent explosion. Runoff to sewer may create fire or explosion hazard. This material is harmful to aquatic life with long lasting effects. Fire water contaminated with this material must be contained and prevented from being discharged to any waterway, sewer or drain.

: Specific hazards arising from the chemical

Decomposition products may include the following materials:

carbon dioxide

carbon monoxide

phosphorus oxides

metal oxide/oxides

: Hazardous thermal decomposition products

Promptly isolate the scene by removing all persons from the vicinity of the incident if there is a fire. No action shall be taken involving any personal risk or without suitable training. Move containers from fire area if this can be done without risk. Use water spray to keep fire-exposed containers cool.

: Special protective actions for fire-fighters

Fire-fighters should wear appropriate protective equipment and self-contained breathing apparatus (SCBA) with a full face-piece operated in positive pressure mode.

: Special protective equipment for fire-fighters

## Section 6. Accidental release measures

### Personal precautions, protective equipment and emergency procedures

No action shall be taken involving any personal risk or without suitable training. Evacuate surrounding areas. Keep unnecessary and unprotected personnel from entering. Do not touch or walk through spilt material. Shut off all ignition sources. No flares, smoking or flames in hazard area. Avoid breathing vapour or mist. Provide adequate ventilation. Wear appropriate respirator when ventilation is inadequate. Put on appropriate personal protective equipment.

: For non-emergency personnel

If specialised clothing is required to deal with the spillage, take note of any information in Section 8 on suitable and unsuitable materials. See also the information in "For non-emergency personnel".

: For emergency responders

Avoid dispersal of spilt material and runoff and contact with soil, waterways, drains and sewers. Inform the relevant authorities if the product has caused environmental pollution (sewers, waterways, soil or air). Water polluting material. May be harmful to the environment if released in large quantities.

: Environmental precautions

### Methods and material for containment and cleaning up

Stop leak if without risk. Move containers from spill area. Use spark-proof tools and explosion-proof equipment. Dilute with water and mop up if water-soluble. Alternatively, or if water-insoluble, absorb with an inert dry material and place in an appropriate waste disposal container. Dispose of via a licensed waste disposal contractor.

: Small spill

Stop leak if without risk. Move containers from spill area. Use spark-proof tools and explosion-proof equipment. Approach the release from upwind. Prevent entry into sewers, water courses, basements or confined areas. Wash spillages into an effluent treatment plant or proceed as follows. Contain and collect spillage with non-combustible, absorbent material e.g. sand, earth, vermiculite or diatomaceous earth and place in container for disposal according to local regulations (see Section 13). Dispose of via a licensed waste disposal contractor. Contaminated absorbent material may pose the same hazard as the spilt product. Note: see Section 1 for emergency contact information and Section 13 for waste disposal.

: Large spill

## Section 7. Handling and storage

### Precautions for safe handling

Put on appropriate personal protective equipment (see Section 8). Persons with a history of skin sensitization problems should not be employed in any process in which this product is used. Avoid exposure - obtain special instructions before use. Do not handle until all safety precautions have been read and understood. Do not get in eyes or on skin or clothing. Do not breathe vapour or mist. Do not ingest. Avoid release to the environment. Use only with adequate ventilation. Wear appropriate respirator when ventilation is inadequate. Do not enter storage areas and confined spaces unless adequately ventilated. Keep in the original container or an approved alternative made from a compatible material, kept tightly closed when not in use. Store and use away from heat, sparks, open flame or any other ignition source. Use explosion-proof electrical (ventilating, lighting and material handling) equipment. Use only non-sparking tools. Take precautionary measures against electrostatic discharges. Empty containers retain product residue and can be hazardous. Do not reuse container.

: **Protective measures**

Eating, drinking and smoking should be prohibited in areas where this material is handled, stored and processed. Workers should wash hands and face before eating, drinking and smoking. Remove contaminated clothing and protective equipment before entering eating areas. See also Section 8 for additional information on hygiene measures.

: **Advice on general occupational hygiene**

Store in accordance with local regulations. Store in a segregated and approved area. Store in original container protected from direct sunlight in a dry, cool and well-ventilated area, away from incompatible materials (see Section 10) and food and drink. Store locked up. Eliminate all ignition sources. Vapours are heavier than air and may spread along floors. Separate from oxidizing materials. Keep container tightly closed and sealed until ready for use. Containers that have been opened must be carefully resealed and kept upright to prevent leakage. Do not store in unlabelled containers. Use appropriate containment to avoid environmental contamination.

: **Conditions for safe storage, including any incompatibilities**

## Section 8. Exposure controls/personal protection

### Control parameters

#### Occupational exposure limits

None.

Use only with adequate ventilation. Use process enclosures, local exhaust ventilation or other engineering controls to keep worker exposure to airborne contaminants below any recommended or statutory limits. The engineering controls also need to keep gas, vapour or dust concentrations below any lower explosive limits. Use explosion-proof ventilation equipment.

: **Appropriate engineering controls**

Emissions from ventilation or work process equipment should be checked to ensure they comply with the requirements of environmental protection legislation. In some cases, fume scrubbers, filters or engineering modifications to the process equipment will be necessary to reduce emissions to acceptable levels.

: **Environmental exposure controls**

### Individual protection measures

Wash hands, forearms and face thoroughly after handling chemical products, before eating, smoking and using the lavatory and at the end of the working period. Appropriate techniques should be used to remove potentially contaminated clothing. Contaminated work clothing should not be allowed out of the workplace. Wash contaminated clothing before reusing. Ensure that eyewash stations and safety showers are close to the workstation location.

: **Hygiene measures**

## Section 8. Exposure controls/personal protection

Safety eyewear complying with an approved standard should be used when a risk assessment indicates this is necessary to avoid exposure to liquid splashes, mists, gases or dusts. If contact is possible, the following protection should be worn, unless the assessment indicates a higher degree of protection: safety glasses with side-shields.

: **Eye/face protection**

### **Skin protection**

Use chemical resistant gloves classified under Standard EN 374: Protective gloves against chemicals and micro-organisms. Recommended: Viton® or Nitrile gloves. When prolonged or frequently repeated contact may occur, a glove with a protection class of 6 (breakthrough time greater than 480 minutes according to EN 374) is recommended. When only brief contact is expected, a glove with a protection class of 2 or higher (breakthrough time greater than 30 minutes according to EN 374) is recommended. The user must check that the final choice of type of glove selected for handling this product is the most appropriate and takes into account the particular conditions of use, as included in the user's risk assessment. NOTICE: The selection of a specific glove for a particular application and duration of use in a workplace should also take into account all relevant workplace factors such as, but not limited to: Other chemicals which may be handled, physical requirements (cut/puncture protection, dexterity, thermal protection), potential body reactions to glove materials, as well as the instructions/specifications provided by the glove supplier. Barrier creams may help to protect the exposed areas of the skin but should not be applied once exposure has occurred.

: **Hand protection**

Personal protective equipment for the body should be selected based on the task being performed and the risks involved and should be approved by a specialist before handling this product. When there is a risk of ignition from static electricity, wear anti-static protective clothing. For the greatest protection from static discharges, clothing should include anti-static overalls, boots and gloves.

: **Body protection**

Appropriate footwear and any additional skin protection measures should be selected based on the task being performed and the risks involved and should be approved by a specialist before handling this product.

: **Other skin protection**

Use a properly fitted, air-purifying or air-fed respirator complying with an approved standard if a risk assessment indicates this is necessary. Respirator selection must be based on known or anticipated exposure levels, the hazards of the product and the safe working limits of the selected respirator.

: **Respiratory protection**

## Section 9. Physical and chemical properties

### **Appearance**

Liquid.

: **Physical state**

White.

: **Colour**

Solvent.

: **Odour**

Not available.

: **Odour threshold**

Not applicable.

: **pH**

Not available.

: **Melting point**

Lowest known value: >142°C (>287.6°F)(Hydrocarbons, C9-C12).

: **Boiling point**

Closed cup: 41°C (105.8°F)

: **Flash point**

Not available.

: **Evaporation rate**

Not available.

: **Flammability (solid, gas)**

Greatest known range: Lower: 1.4% Upper: 7.6% (Hydrocarbons, C9-C12)

: **Lower and upper explosive (flammable) limits**

Not available.

: **Vapour pressure**

Not available.

: **Vapour density**

1.35

: **Relative density**

Insoluble in the following materials: cold water.

: **Solubility**

Not available.

: **Partition coefficient: n-octanol/water**



## Section 9. Physical and chemical properties

Not available.	: <b>Auto-ignition temperature</b>
Not available.	: <b>Decomposition temperature</b>
Kinematic (room temperature): 147.72 mm <sup>2</sup> /s (147.72 cSt)	: <b>Viscosity</b>

## Section 10. Stability and reactivity

No specific test data related to reactivity available for this product or its ingredients.	: <b>Reactivity</b>
The product is stable.	: <b>Chemical stability</b>
Under normal conditions of storage and use, hazardous reactions will not occur.	: <b>Possibility of hazardous reactions</b>
Avoid all possible sources of ignition (spark or flame). Do not pressurise, cut, weld, braze, solder, drill, grind or expose containers to heat or sources of ignition.	: <b>Conditions to avoid</b>
Reactive or incompatible with the following materials: oxidizing materials	: <b>Incompatible materials</b>
Under normal conditions of storage and use, hazardous decomposition products should not be produced.	: <b>Hazardous decomposition products</b>

## Section 11. Toxicological information

### Information on toxicological effects

#### Acute toxicity

Exposure	Dose	Species	Result	Product/ingredient name
-	8400 mg/kg	Rat	LD50 Oral	Solvent naphtha (petroleum), light arom.
-	1001 mg/kg	Rat	LD50 Dermal	2-butanone oxime

#### Irritation/Corrosion

Observation	Exposure	Score	Species	Result	Product/ingredient name
-	24 hours 100 microliters	-	Rabbit	Eyes - Mild irritant	Solvent naphtha (petroleum), light arom.
-	100 microliters	-	Rabbit	Eyes - Severe irritant	2-butanone oxime

#### Sensitisation

Not available.

#### Mutagenicity

Not available.

#### Carcinogenicity

Not available.

#### Reproductive toxicity

Not available.

#### Teratogenicity

Not available.

#### Specific target organ toxicity (single exposure)

## Section 11. Toxicological information

Target organs	Route of exposure	Category	Name
Narcotic effects Respiratory tract irritation and Narcotic effects	Not applicable. Not applicable.	Category 3 Category 3	Hydrocarbons, C9-C12 Solvent naphtha (petroleum), light arom.

### Specific target organ toxicity (repeated exposure)

Target organs	Route of exposure	Category	Name
central nervous system (CNS)	Inhalation	Category 1	Hydrocarbons, C9-C12
central nervous system (CNS)	Not determined	Category 1	Naphtha (petroleum), hydrodesulfurized heavy

### Aspiration hazard

Result	Name
ASPIRATION HAZARD - Category 1	Hydrocarbons, C9-C12
ASPIRATION HAZARD - Category 1	Naphtha (petroleum), hydrodesulfurized heavy
ASPIRATION HAZARD - Category 1	Solvent naphtha (petroleum), light arom.

Not available.

: Information on likely routes of exposure

### Potential acute health effects

No known significant effects or critical hazards.

: Eye contact

No known significant effects or critical hazards.

: Inhalation

May cause an allergic skin reaction.

: Skin contact

No known significant effects or critical hazards.

: Ingestion

### Symptoms related to the physical, chemical and toxicological characteristics

No specific data.

: Eye contact

Adverse symptoms may include the following:

: Inhalation

headache

drowsiness/fatigue

dizziness/vertigo

muscle weakness

unconsciousness

Adverse symptoms may include the following:

: Skin contact

irritation

redness

No specific data.

: Ingestion

### Delayed and immediate effects as well as chronic effects from short and long-term exposure

#### Short term exposure

Not available.

: Potential immediate effects

Not available.

: Potential delayed effects

#### Long term exposure

Not available.

: Potential immediate effects

Not available.

: Potential delayed effects

### Potential chronic health effects

Not available.



## Section 11. Toxicological information

Causes damage to organs through prolonged or repeated exposure. Once sensitized, a severe allergic reaction may occur when subsequently exposed to very low levels.	: <b>General</b>
Suspected of causing cancer. Risk of cancer depends on duration and level of exposure.	: <b>Carcinogenicity</b>
No known significant effects or critical hazards.	: <b>Mutagenicity</b>
No known significant effects or critical hazards.	: <b>Teratogenicity</b>
No known significant effects or critical hazards.	: <b>Developmental effects</b>
No known significant effects or critical hazards.	: <b>Fertility effects</b>

### Numerical measures of toxicity

#### Acute toxicity estimates

Not available.

## Section 12. Ecological information

### Toxicity

Exposure	Species	Result	Product/ingredient name
48 hours	Daphnia	Acute EC50 6.14 mg/m <sup>3</sup>	Solvent naphtha (petroleum), light arom.
96 hours	Fish - Mykiss	Acute LC50 9.22 mg/m <sup>3</sup>	2-butanone oxime
96 hours	Fish - Pimephales promelas	Acute LC50 843000 to 914000 µg/l Fresh water	

### Persistence and degradability

Biodegradability	Photolysis	Aquatic half-life	Product/ingredient name
Not readily	-	-	Hydrocarbons, C9-C12 Naphtha (petroleum), hydrodesulfurized heavy
Not readily	-	-	

### Bioaccumulative potential

Potential	BCF	LogP <sub>ow</sub>	Product/ingredient name
high	10 to 2500	-	Hydrocarbons, C9-C12 Naphtha (petroleum), hydrodesulfurized heavy
high	10 to 2500	-	
low	5.011872336	0.63	2-butanone oxime

### Mobility in soil

Not available.	: <b>Soil/water partition coefficient (K<sub>oc</sub>)</b>
No known significant effects or critical hazards.	: <b>Other adverse effects</b>




## Section 13. Disposal considerations

The generation of waste should be avoided or minimised wherever possible. Disposal of this product, solutions and any by-products should at all times comply with the requirements of environmental protection and waste disposal legislation and any regional local authority requirements.

Dispose of surplus and non-recyclable products via a licensed waste disposal contractor. Waste should not be disposed of untreated to the sewer unless fully compliant with the requirements of all authorities with jurisdiction. Waste packaging should be recycled. Incineration or landfill should only be considered when recycling is not feasible. This material and its container must be disposed of in a safe way. Care should be taken when handling emptied containers that have not been cleaned or rinsed out. Empty containers or liners may retain some product residues. Vapour from product residues may create a highly flammable or explosive atmosphere inside the container. Do not cut, weld or grind used containers unless they have been cleaned thoroughly internally. Avoid dispersal of spilt material and runoff and contact with soil, waterways, drains and sewers.

: Disposal methods

## Section 14. Transport information

IATA	IMDG	UN	
UN1263	UN1263	UN1263	UN number
PAINT	PAINT	PAINT	UN proper shipping name
3 	3 	3 	Transport hazard class(es)
III	III	III	Packing group
No.	No.	No.	Environmental hazards
The environmentally hazardous substance mark may appear if required by other transportation regulations.	-	-	Additional information

Not applicable.

: IMDG Code Segregation group

**Transport within user's premises:** always transport in closed containers that are upright and secure. Ensure that persons transporting the product know what to do in the event of an accident or spillage.

: Special precautions for user

Not available.

: Transport in bulk according to Annex II of Marpol and the IBC Code

## Section 15. Regulatory information

No known specific national and/or regional regulations applicable to this product (including its ingredients).

: **Safety, health and environmental regulations specific for the product**

## Section 16. Other information

### Justification

Justification	Classification
On basis of test data	Flam. Liq. 3, H226
Calculation method	Skin Sens. 1, H317
Calculation method	Carc. 2, H351
Calculation method	STOT RE 1, H372 (central nervous system (CNS))
Calculation method	Aquatic Chronic 3, H412

### History

27/10/2017

: **Date of printing**

27/10/2017

: **Date of issue/Date of revision**

No previous validation

: **Date of previous issue**

1

: **Version**

ATE = Acute Toxicity Estimate

: **Key to abbreviations**

BCF = Bioconcentration Factor

GHS = Globally Harmonized System of Classification and Labelling of Chemicals

IATA = International Air Transport Association

IBC = Intermediate Bulk Container

IMDG = International Maritime Dangerous Goods

LogPow = logarithm of the octanol/water partition coefficient

MARPOL = International Convention for the Prevention of Pollution From Ships, 1973 as modified by the Protocol of 1978. ("Marpol" = marine pollution)

UN = United Nations

Not available.

: **References**

**Indicates information that has changed from previously issued version.**

### Notice to reader

**IMPORTANT NOTE:** the information contained in this data sheet (as may be amended from time to time) is not intended to be exhaustive and is presented in good faith and believed to be correct as of the date on which it is prepared. It is the user's responsibility to verify that this data sheet is current prior to using the product to which it relates.

Persons using the information must make their own determinations as to the suitability of the relevant product for their purposes prior to use. Where those purposes are other than as specifically recommended in this safety data sheet, then the user uses the product at their own risk.

**MANUFACTURER'S DISCLAIMER:** the conditions, methods and factors affecting the handling, storage, application, use and disposal of the product are not under the control and knowledge of the manufacturer. Therefore the manufacturer does not assume responsibility for any adverse events which may occur in the handling, storage, application, use, misuse or disposal of the product and, so far as permitted by applicable law, the manufacturer expressly disclaims liability for any and all loss, damages and/or expenses arising out of or in any way connected to the storage, handling, use or disposal of the product. Safe handling, storage, use and disposal are the responsibility of the users. Users must comply with all applicable health and safety laws.

Unless we have agreed to the contrary, all products are supplied by us subject to our standard terms and conditions of business, which include limitations of liability. Please make sure to refer to these and / or the relevant agreement which you have with AkzoNobel (or its affiliate, as the case may be).

© AkzoNobel

## Section 16. Other information